

TIPP&SEE

Fraction Circles 2

NAME		
Lesson 5-1A 		
SCRATCH ID	DATE	TIME

Objective: I can closely observe a Scratch program and find the scripts that caused the actions.

Scratch Link: Fraction Circles 2 (<https://scratch.mit.edu/projects/213717863/>)

Start with **TIPP&SEE!**

Get a **TIPP** from the Project Page.

Read carefully:

Title

Instructions

Purpose

Play the project and circle the action(s) that happened for each event below.

① When I clicked , this fraction circle piece was placed first:



② Then this fraction circle piece was placed on top of it:



③ When the first fraction circle piece is the whole, the name of the second fraction circle piece is this unit fraction:

$\frac{1}{2}$

$\frac{1}{3}$


$\frac{1}{4}$

$\frac{1}{6}$

$\frac{1}{8}$

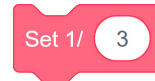
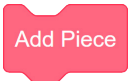
$\frac{1}{12}$

SEE Inside.

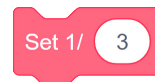
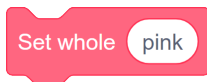
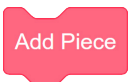
First click on the **Sprite Pieces**, then find the **Event** .

Explore: Circle the answer.

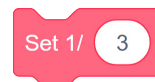
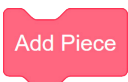
④ This block chooses the whole:



⑤ This block chooses the part:



⑥ This block makes the second fraction circle piece appear:



TIPP&SEE**Fraction Circles 2 (con't)**

Explore: Make these changes to the script. Click the green flag to see what happens.

⑦ Change **Set 1/ 3** to **Set 1/ 4**. Run and watch.

a. Circle the fraction circle piece that is the whole.



b. Circle the fraction circle piece that was placed on top of that whole.



c. Talk with a partner about why the **Set 1/ 4** block placed the piece you circled in part b.

⑧ Change **Set whole pink** to **Set whole orange**. (Do not change **Set 1/ 4**.)

a. Circle the fraction circle piece that is the whole.



b. Circle the fraction circle piece that was placed on top of that whole.



c. Did the whole change? Talk to a partner about why or why not.

d. Did the piece on top of the whole change? Talk to a partner about why or why not.

⑨ Change **Set 1/ 4** to **Set piece green**.

a. Did the whole change? YES NO

b. Did the piece on top of the whole change? YES NO

Fraction Circles 2


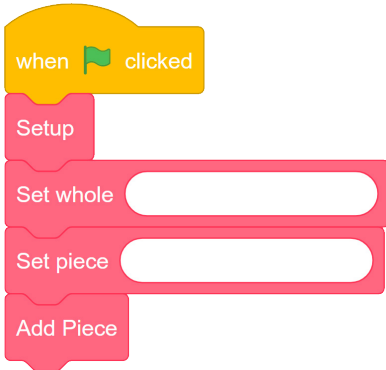

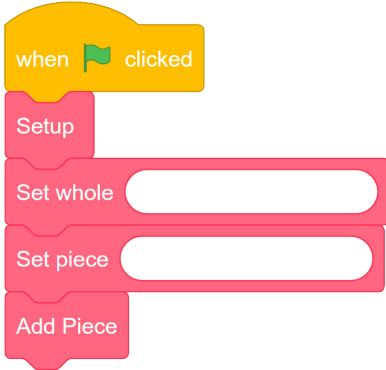
NAME _____

Lesson 5-1A 

SCRATCH ID _____ DATE _____ TIME _____

Use fraction circle pieces and Scratch to help you complete each row in the table.

For problem 6, use as many  blocks as you need to solve it.

Whole Color	Piece Color	Script	Picture	Fraction of Whole
Pink	Dark Blue			
①				
②	Pink			
③	Orange			



Fraction Circles 2

(continued)

Use fraction circle pieces and Scratch to help you complete each row in the table.

For problem 6, use as many **Add Piece** blocks as you need to solve it.

	Whole Color	Piece Color	Script	Picture	Fraction of Whole
④			<pre> when green flag clicked Setup Set whole [] Set piece [] Add Piece </pre>		$\frac{1}{6}$
⑤	Light Blue		<pre> when green flag clicked Setup Set whole [] Set piece [] Add Piece </pre>		$\frac{1}{2}$
⑥		Green	<pre> when green flag clicked Setup Set whole [] Set piece [] Add Piece </pre>		$\frac{3}{4}$