



Fraction Number-Line Mysteries

NAME _____		
Lesson 8-7A 		
SCRATCH ID _____	DATE _____	TIME _____

For each mystery, complete the number-line drawing and fill in the blank based on the clues.

Mystery 1

Background: I am a number between 0 and 1 on a number line with 6 equal parts.



- Clues:**
- I am less than $\frac{2}{3}$.
 - My numerator is an odd number greater than 1.

Question: Which number am I?

Answer: _____

Mystery 2

Background: I am a number between 0 and 1 on a number line with 8 equal parts.




- Clues:**
- I am less than $\frac{3}{4}$.
 - I am greater than $\frac{4}{8}$.

Question: Which number am I?

Answer: _____

Mystery 3

Background: I am a number between 0 and 1 on a number line with 4 equal parts.



- Clues:**
- I am greater than $\frac{2}{4}$.
 - I am less than $\frac{4}{4}$.

Question: Which number am I?


Answer: _____

Talk with your partner about the patterns in all three Mysteries:

- What information helps you draw tick marks to partition the number line?
- What information tells you which numbers cannot be the mystery number?

Brainstorming a Number-Line Mystery


Write your own Fraction Number-Line Mystery.

NAME _____		
Lesson 8-7A 		
SCRATCH ID _____	DATE _____	TIME _____

- ① First pick a mystery fraction between 0 and 1. Use thirds, fourths, sixths, or eighths. _____
- ② Write your clues. Fill in the blanks and complete the number-line drawing.

My Mystery

Background: I am a number between 0 and 1 on a number line with _____ equal parts.



Clues:

1. _____
2. _____

Question: Which number am I?

Answer: _____